

BAS-311E·311EL 326E·326EL

Programmable Electronic Pattern Sewer
with Cylinder Bed



Specifications

	BAS-311E	BAS-311EL	BAS-326E	BAS-326EL
Machine head	Lock stitch pattern tacking sewing machine (with large shuttle hook)			
Application	Medium, heavy, extra heavy materials			
Sewing speed	2,500 rpm (When stitch length is 3 mm or less)			
Stitch length	0.05 - 12.7 mm			
Sewing area X - Y	130 × 60 mm	220 × 60 mm	200 × 100 mm	220 × 100 mm
Max. number of stitches	20,000			
Feed mechanism	Stepping feed, pulse motor drive			
Height of work clamp	Solenoid type 25 mm Pneumatic type 30 mm	Pneumatic type 30 mm		
Stepping presser foot lift stroke	0, 3.0 (Factory setting) - 8.0 mm			
No. of stitches	20,000 stitches per pattern (max. 100 patterns, 360,000 stitches / 2HD floppy disk)			
Needle	DP × 5, DP × 17, MR			
Minimum resolution	0.05 mm			
Test function	Operation test function provided for use with low speed drive			
Safety device	Automatic stop function for activation in the event of misoperation realized with intermediate stop function and safety circuits			
Motor	Three-phase 400 W induction motor			
Data storage method	3.5 floppy disk 2HD / 1.44 MB, 2DD			
Pattern editing functions	Line, curve, circle, arc, zigzag stitch, double stitch, parallel stitch, offset, resizing, rotating, etc.			
Power supply	Single-phase 110 V, 220 V, 230V, 240 V		3-phase 220 V, 380 V, 400 V, 600 VA	
Air pressure	0.49 Mpa 1.8 l / min			
Machine dimensions	Standing : 1,200 (W) × 590 (D) × 1,350 (H) mm Sitting : 1,200 (W) × 590 (D) × 1,120 (H) mm			
Weight	Machine head : 60 kg (BAS-311E), 65 kg (BAS-311EL, BAS-326E, BAS-326EL) Control box 10-20 kg (Depending on voltage)			

BAS-311E-

Work clamp drive		Application	
1	Solenoid type (Unit type)	1	Heavy materials
2	Pneumatic type (Separate type)	2	Medium materials
		3	Extra heavy materials

*Only pneumatic specifications are available for sewing extra heavy materials.

BAS-311EL-

Application	
1	Heavy materials

BAS-326E-

Application	
1	Heavy materials
2	Medium materials

BAS-326EL22-

Application	
1	Heavy materials
2	Medium materials

*The BAS-311EL, 326E, 326EL is available in pneumatic specification only.

*For BAS-311E, 311EL, 326E, 326EL pneumatic specification, compressor type is also available.

GAUGE PARTS LIST

Presser foot

[Models BAS-311E, 311EL, 326E, 326EL]

A	S42843-001*1*2	B	S42844-001	C	S42845-001	D	S42846-001
E	S42847-001	F	157237-001	G	158592-001	J	S42848-001
XY	S42849-001*3						

Needle hole plate

[Models BAS-311E, 311EL, 326E, 326EL]

A	S10211-001	D	S29997-001	E	S10212-101*1*2	ED	S30925-001	F	S10213-001*1*2
				<p>For heavy materials</p>				<p>For medium materials</p>	
FD	S30926-001	H	S30450-001	L	S25127-001	M	S34348-001*1		
						<p>For extra heavy materials</p>			

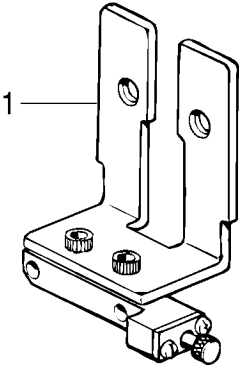
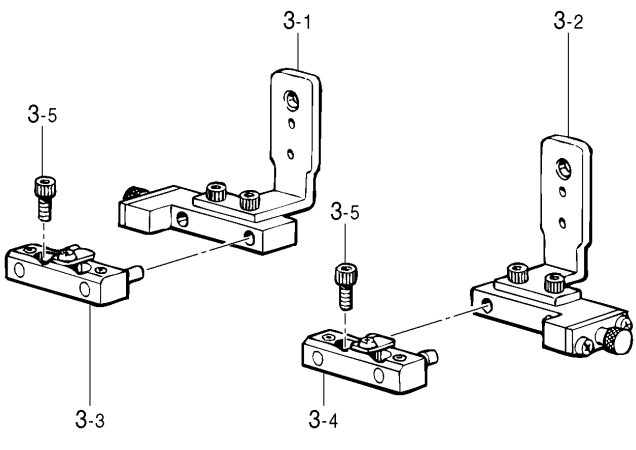
The *1 symbol is for standard part for BAS-311E & 311EL.

The *2 symbol is for standard part for BAS-326E & 326EL.

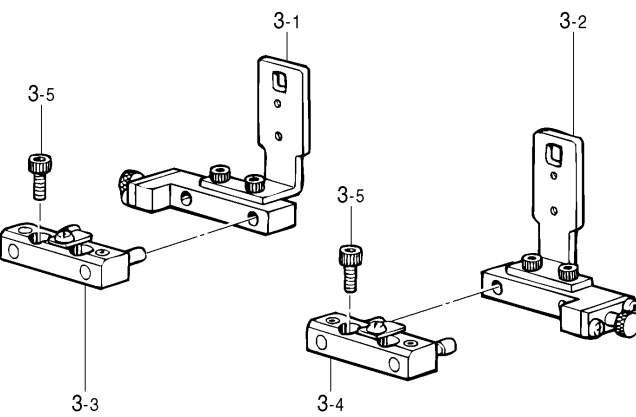
The *3 symbol is for horizontal wiper.

One-touch work clamp (Option parts)

[Models BAS-311E,311EL]

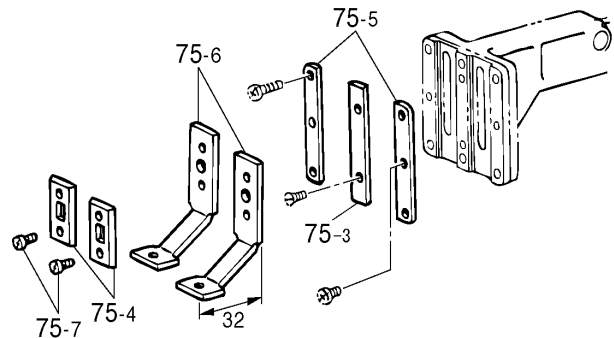
	Ref. No.	Part name	Partcode	Qty
	1	One-touch holder assy, UN	S24612-001	1
	3	One-touch work clamp set	S44794-001	1
	3-1	One-touch holder assy, L	S20280-101	1
	3-2	One-touch holder assy, R	S20286-101	1
	3-3	Work clamp holder assy, L	S20289-101	2
	3-4	Work clamp holder assy, R	S20293-101	2
	3-5	Bolt, socket SM 4.37 x 8	018680-822	8

[Models BAS-326E, 326EL]

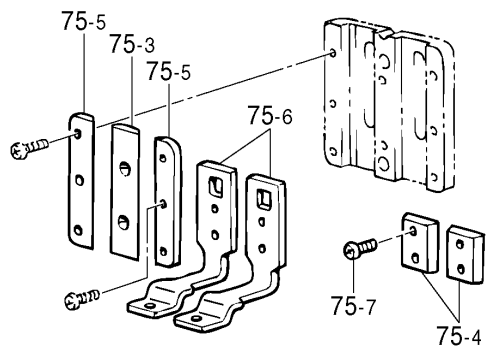
	Ref. No.	Part name	Partcode	Qty
	3	One-touch work clamp set	S44414-001	1
	3-1	One-touch holder assy, L	S44415-001	1
	3-2	One-touch holder assy, R	S44417-001	1
	3-3	Work clamp holder assy, L	S20289-101	2
	3-4	Work clamp holder assy, R	S20293-101	2
	3-5	Bolt, socket SM 4.37 x 8	018680-822	8

Work clamp

[Models BAS-311E,311EL]

	Ref. No.	Part name	Part code	Q'ty
	75-3	Work clamp guide bracket	S42798-001	1
	75-4	Work clamp adjusting plate	S42799-001	2
	75-5	Adjusting plate	S42800-001	2
	75-6	Work clamp, SE - OP	S42802-001	2
	75-7	Screw, pan SM3.57-40 x 5	062670-512	4

[Models BAS-326E, 326EL]

	Ref. No.	Part name	Part code	Q'ty
	75-3	Work clamp guide bracket	S42798-001	1
	75-4	Work clamp adjusting plate	S44451-001	2
	75-5	Adjusting plate	S42800-001	2
	75-6	Work clamp, SE - OP	S44453-001	2
	75-7	Screw, pan SM3.57-40 x 5	062670-512	4

*These optional parts are used to prevent work clamp looseness.

Blank for work clamp

[Models BAS-311E]

	Part name	Part code	Q'ty
	< Thick 3.2 mm > Work clamp blank, A-32	S43824-001	1
	< Thick 4.0 mm > Work clamp blank, A-40	S43826-001	1
	< Thick 5.0 mm > Work clamp blank, A-50	S43828-001	1
	< Thick 3.2 mm > Work clamp blank, B-32	S43825-001	1
	< Thick 4.0 mm > Work clamp blank, B-40	S43827-001	1
	< Thick 5.0 mm > Work clamp blank, B-50	S43829-001	1
	< Thick 6.0 mm > Work clamp blank, -6.0	S43830-001	1

Blank for work clamp

[Models BAS-311EL]

	Part name	Part code	Q'ty
<p>For left</p>	< Thick 3.2 mm > Work clamp blank, A-3.2L 311L	S45604-001	1
	< Thick 4.0 mm > Work clamp blank, A-4.0L 311L	S45608-001	1
	< Thick 5.0 mm > Work clamp blank, A-5.0L 311L	S45612-001	1
<p>For right</p>	< Thick 3.2 mm > Work clamp blank, A-3.2R 311L	S45605-001	1
	< Thick 4.0 mm > Work clamp blank, A-4.0R 311L	S45609-001	1
	< Thick 5.0 mm > Work clamp blank, A-5.0R 311L	S45613-001	1
<p>For left</p>	< Thick 3.2 mm > Work clamp blank, B-3.2L 311L	S45606-001	1
	< Thick 4.0 mm > Work clamp blank, B-4.0L 311L	S45610-001	1
	< Thick 5.0 mm > Work clamp blank, B-5.0L 311L	S45614-001	1
	< Thick 6.0 mm > Work clamp blank, 6.0L 311L	S45616-001	1
<p>For right</p>	< Thick 3.2 mm > Work clamp blank, B-3.2R 311L	S45607-001	1
	< Thick 4.0 mm > Work clamp blank, B-4.0R 311L	S45611-001	1
	< Thick 5.0 mm > Work clamp blank, B-5.0R 311L	S45615-001	1
	< Thick 6.0 mm > Work clamp blank, 6.0R 311L	S45617-001	1

Blank for work clamp

[Models BAS-326E]

	Part name	Part code	Qty
	< Thick 3.2 mm > Work clamp blank, SE A – 32	S44391-001	1
	< Thick 4.0 mm > Work clamp blank, SE A – 4.0	S44393-001	1
	< Thick 5.0 mm > Work clamp blank, SE A – 5.0	S44395-001	1
	< Thick 3.2 mm > Work clamp blank, SE B – 32	S44392-001	1
	< Thick 4.0 mm > Work clamp blank, SE B – 4.0	S44394-001	1
	< Thick 5.0 mm > Work clamp blank, SE B – 5.0	S44396-001	1
	< Thick 6.0 mm > Work clamp blank, SE B – 6.0	S44397-001	1
	< Thick 3.2 mm > Work clamp blank, UN A – 32	S44398-001	1
	< Thick 4.0 mm > Work clamp blank, UN A – 4.0	S44400-001	1
	< Thick 5.0 mm > Work clamp blank, UN A – 5.0	S44402-001	1
	< Thick 3.2 mm > Work clamp blank, UN B – 32	S44399-001	1
	< Thick 4.0 mm > Work clamp blank, UN B – 4.0	S44401-001	1
	< Thick 5.0 mm > Work clamp blank, UN B – 5.0	S44403-001	1
	< Thick 6.0 mm > Work clamp blank, UN B – 6.0	S44404-001	1

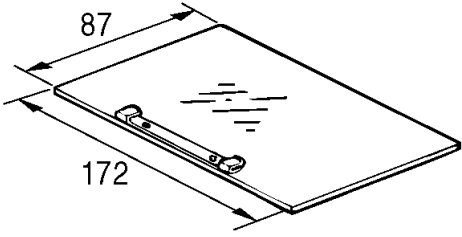
Blank for work clamp

[Models BAS-326EL]

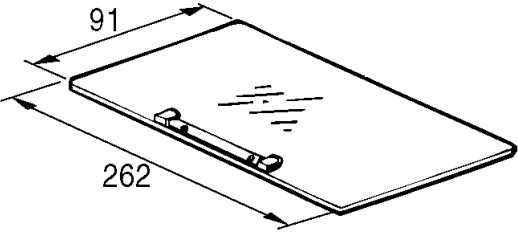
	Part name	Part code	Q'ty
	< Thick 3.2 mm > Work clamp blank, SE A – 32	S51051-001	1
	< Thick 4.0 mm > Work clamp blank, SE A – 40	S51053-001	1
	< Thick 5.0 mm > Work clamp blank, SE A – 50	S51055-001	1
	< Thick 6.0 mm > Work clamp blank, SE A – 60	S51057-001	1
	< Thick 3.2 mm > Work clamp blank, SE B – 32	S51052-001	1
	< Thick 4.0 mm > Work clamp blank, SE B – 40	S51054-001	1
	< Thick 5.0 mm > Work clamp blank, SE B – 50	S51056-001	1
	< Thick 6.0 mm > Work clamp blank, SE B – 60	S51058-001	1
	< Thick 3.2 mm > Work clamp blank, UN A – 32	S51059-001	1
	< Thick 4.0 mm > Work clamp blank, UN A – 40	S51061-001	1
	< Thick 5.0 mm > Work clamp blank, UN A – 50	S51063-001	1
	< Thick 6.0 mm > Work clamp blank, UN A – 60	S51065-001	1
	< Thick 3.2 mm > Work clamp blank, UN B – 32	S51060-001	1
	< Thick 4.0 mm > Work clamp blank, UN B – 40	S51062-001	1
	< Thick 5.0 mm > Work clamp blank, UN B – 50	S51064-001	1
	< Thick 6.0 mm > Work clamp blank, UN B – 60	S51066-001	1

One-touch cassette clamp assy

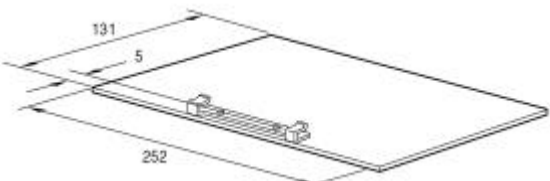
[Models BAS-311E]

	Part name	Part code	Q'ty
	< Thick 0.5 mm > Cassette clamp assy, OT 311	S43691-001	1
	< Thick 1.0 mm > Cassette clamp assy, OT 311	S43691-002	1
	< Thick 2.0 mm > Cassette clamp assy, OT 311	S43691-003	1

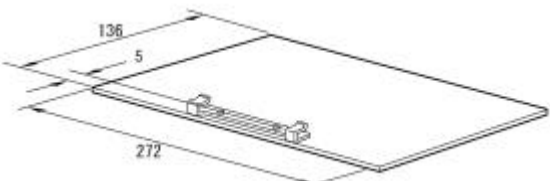
[Models BAS-311EL]

	Part name	Part code	Q'ty
	< Thick 0.5 mm > Cassette clamp assy, OT 311L	S45591-001	1
	< Thick 1.0 mm > Cassette clamp assy, OT 311L	S45593-001	1
	< Thick 2.0 mm > Cassette clamp assy, OT 311L	S45595-001	1

[Models BAS-326E]

	Part name	Part code	Q'ty
	< Thick 0.5 mm > Cassette clamp plate assy, 326 - OT	S44374-001	1
	< Thick 1.0 mm > Cassette clamp plate assy, 326 - OT	S44376-001	1
	< Thick 2.0 mm > Cassette clamp plate assy, 326 - OT	S44378-001	1

[Models BAS-326EL]

	Part name	Part code	Q'ty
	< Thick 0.5 mm > Cassette clamp plate assy, 326 - OT	S51067-001	1
	< Thick 1.0 mm > Cassette clamp plate assy, 326 - OT	S51069-001	1
	< Thick 2.0 mm > Cassette clamp plate assy, 326 - OT	S51071-001	1

For feed plate attachment

[Models BAS-311E]

	Part name	Part code	Qty
	<p>< Thick 1.2 mm > Feed plate blank, A 311</p>	<p>S43697-001</p>	<p>1</p>
	<p>< Thick 1.2 mm > Feed plate blank, B 311</p>	<p>S43698-001</p>	<p>1</p>
	<p>< Thick 1.2 mm > Feed plate blank, C 311</p>	<p>S43699-001</p>	<p>1</p>
	<p>Feed plate inner plate</p>	<p>S43823-001</p>	<p>1</p>
	<p>Feed plate setting bracket</p>	<p>S12586-001</p>	<p>1</p>

From the library of: Diamond Needle Corp

	Part name	Part code	Q'ty
	<p>< Thick 1.2 mm > Feed plate blank, A 311L</p>	S45597-001	1
	<p>< Thick 1.2 mm > Feed plate blank, B 311L</p>	S45598-001	1
	<p>< Thick 1.2 mm > Feed plate blank, C 311L</p>	S45599-001	1
	<p>Feed plate inner plate</p>	S45603-001	1

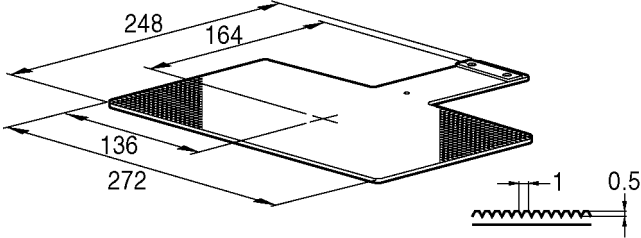
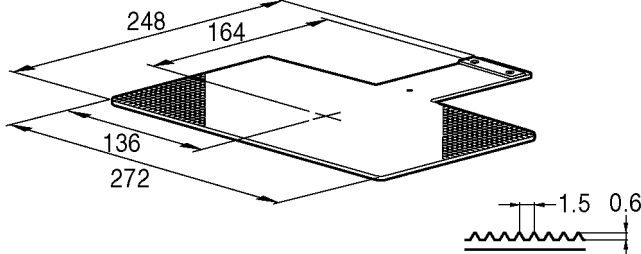
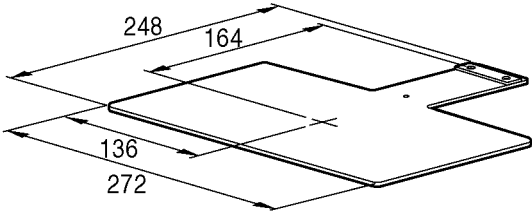
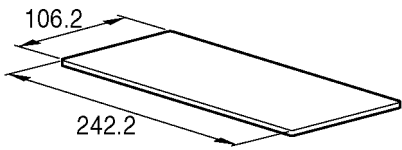
For feed plate attachment

[Models BAS-326E]

	Part name	Part code	Qty
	<p>< Thick 1.2 mm > Feed plate blank, 326A</p>	<p>S44405-001</p>	<p>1</p>
	<p>< Thick 1.2 mm > Feed plate blank, 326B</p>	<p>S44406-001</p>	<p>1</p>
	<p>< Thick 1.2 mm > Feed plate blank, 326C</p>	<p>S44407-001</p>	<p>1</p>
	<p>Feed plate inner plate</p>	<p>S44390-000</p>	<p>1</p>

For feed plate attachment

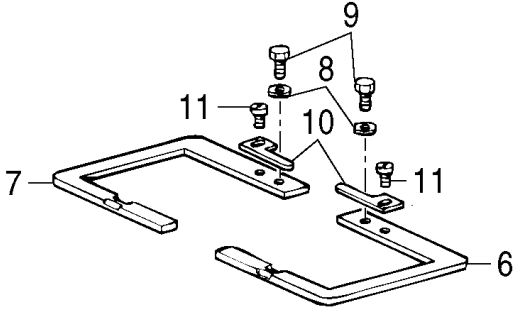
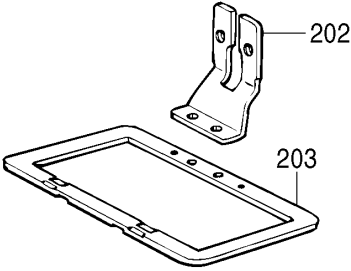
[Models BAS-326EL]

	Part name	Part code	Qty
	<p>< Thick 1.2 mm > Feed plate blank, 326A</p>	<p>S51045-001</p>	<p>1</p>
	<p>< Thick 1.2 mm > Feed plate blank, 326B</p>	<p>S51046-001</p>	<p>1</p>
	<p>< Thick 1.2 mm > Feed plate blank, 326C</p>	<p>S51047-001</p>	<p>1</p>
	<p>Feed plate inner plate</p>	<p>S48555-000</p>	<p>1</p>

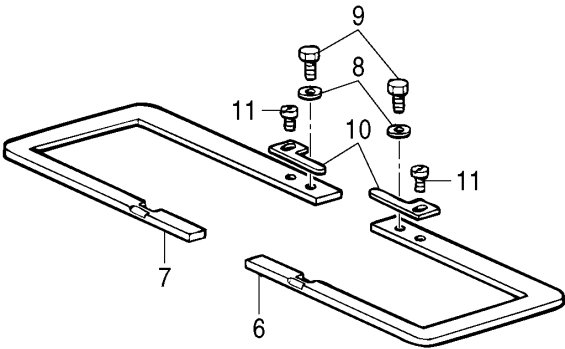
From the library of: Diamond Needle Corp

Work clamp

[Models BAS-311E]

	Ref. No.	Part name	Part code	Q'ty
	6	Work clamp, R 311	S42772-001	1
	7	Work clamp, L 311	S42773-001	1
	8	Washer, plain M 4.37	025680-232	2
	9	Bolt, SM4.37 x 7	153403-002	2
	10	Positioning plate	S10065-001	2
	11	Screw, pan SM4.37-40 x 5	062680-512	2
	202	Work clamp, UN	S43986-001	1
	203	Work clamp, 311 UN	S43987-001	1

[Models BAS-311EL]

	Ref. No.	Part name	Part code	Q'ty
	6	Work clamp, R 311L	S44614-001	1
	7	Work clamp, L 311L	S44613-001	1
	8	Washer, plain M 4.37	025680-232	2
	9	Bolt, SM4.37 x 7	153403-002	2
	10	Positioning plate	S10065-001	2
	11	Screw, pan SM4.37-40 x 5	062680-512	2

Work clamp

[Models BAS-326E]

	Ref. No.	Part name	Part code	Q'ty
	6	Work clamp, R 326	S44431-001	1
	7	Work clamp, L 326	S44432-001	1
	8	Washer, plain M 4.37	025680-232	2
	9	Bolt, SM4.37 x 7	153403-002	2
	10	Positioning plate	S10065-001	2
	5	Work clamp, UN 326	S44448-001	1

Work clamp

[Models BAS-326EL]

	Ref. No.	Part name	Part code	Q'ty
	6	Work clamp, R 326	S51030-001	1
	7	Work clamp, L 326	S51031-001	1
	8	Washer, plain M 4.37	025680-232	2
	9	Bolt, SM4.37 x 7	153403-002	2
	10	Positioning plate	S10065-001	2
	5	Work clamp, UN 326	S51042-001	1

For one-touch work clamp

[Models BAS-311E, 311EL, 326E, 326EL]

	Part name	Part code	Q'ty
	OT - feed plate bracket assy	S14841-001	1

Feed plate blank for one-touch work clamp

[Models BAS-311E]

	Part name	Part code	Q'ty
	<p>< Thick 1.2 mm > OT – feed plate blank, A</p>	S43700-001	1
	<p>< Thick 1.2 mm > OT – feed plate blank, B</p>	S43821-001	1
	<p>< Thick 1.2 mm > OT – feed plate blank, C</p>	S43822-001	1

[Models BAS-311EL]

	Part name	Part code	Q'ty
	<p>< Thick 1.2 mm > OT – feed plate blank, A 311L</p>	S45600-001	1
	<p>< Thick 1.2 mm > OT – feed plate blank, B 311L</p>	S45601-001	1
	<p>< Thick 1.2 mm > OT – feed plate blank, C 311L</p>	S45602-001	1

Feed plate blank for one-touch work clamp

[Models BAS-326E]

	Part name	Part code	Q'ty
	<p>< Thick 1.2 mm > OT – feed plate blank, A</p>	S44408-001	1
	<p>< Thick 1.2 mm > OT – feed plate blank, B</p>	S44409-001	1
	<p>< Thick 1.2 mm > OT – feed plate blank, C</p>	S44410-001	1

Feed plate blank for one-touch work clamp

[Models BAS-326EL]

	Part name	Part code	Q'ty
	<p>< Thick 1.2 mm > OT – feed plate blank, A</p>	S51048-001	1
	<p>< Thick 1.2 mm > OT – feed plate blank, B</p>	S51049-001	1
	<p>< Thick 1.2 mm > OT – feed plate blank, C</p>	S51050-001	1

For sewing the bar tack "61.5 x 86.5"

[Models BAS-311E,311EL]

	Ref. No.	Part name	Part code	Q'ty
	159	Work clamp, SR	S14254-001	1
	160	Work clamp, SL	S14255-002	1
	163	OT – work clamp assy, D	S14846-003	2
	164	Screw, flange SM4.37	149168-001	2

Feed plate for one-touch work clamp

[Models BAS-311E,311EL]

	Part name	Part code	Q'ty
	For denim < Thick 1.2 mm > OT – feed plate blank, DE	S14253-001	1
	For general < Thick 1.2 mm > OT – feed plate	S14252-001	1

For one-touch work clamp
For basting the vent

[Models BAS-311E,311EL]

	Ref. No.	Part name	Part code	Q'ty
	165	Feed plate	S13092-001	1
	166	Work clamp, R	S13090-001	1
	167	Work clamp, L	S13091-001	1

For attaching the thread loop

[Models BAS-311E,311EL]

	Ref. No.	Part name	Part code	Q'ty
	168	Feed plate	S13098-001	1
	169	Work clamp, R	S13096-001	1
	170	Work clamp, L	S13097-001	1

For sewing the bar tack "23 x 6"

[Models BAS-311E,311EL]

	Ref. No.	Part name	Part code	Q'ty
	171	Work clamp, R311 - 004	S23818-001	1
	172	Work clamp, L311 - 004	S23819-001	1
	173	Feed plate, 311 - 004	S23820-001	1

For sewing the bar tack "10.4 x 4.4"

[Models BAS-311E,311EL]

	Ref. No.	Part name	Part code	Q'ty
	174	Work clamp, R311 - 005	S23821-001	1
	175	Work clamp, L311 - 005	S23822-001	1
	176	Feed plate, 311 - 005	S23823-001	1

For one-touch work clamp
 For sewing the bar tack "Semi-circle"

[Models BAS-311E,311EL]

	Ref. No.	Part name	Part code	Q'ty
	177	Work clamp, R311-006	S23824-001	1
	178	Work clamp, L311-006	S23825-001	1
	179	Feed plate, 311 - 006	S23826-001	1

For sewing the bar tack "6 x 23"

[Models BAS-311E,311EL]

	Ref. No.	Part name	Part code	Q'ty
	180	Work clamp, R311-007	S23827-001	1
	181	Work clamp, L311-007	S23828-001	1
	182	Feed plate, 311 - 007	S23829-001	1

For sewing the bar tack "X - cross"

[Models BAS-311E,311EL]

	Ref. No.	Part name	Part code	Q'ty
	183	Work clamp, R311-008	S23830-001	1
	184	Work clamp, L311-008	S23831-001	1
	185	Feed plate, 311 - 008	S23832-001	1

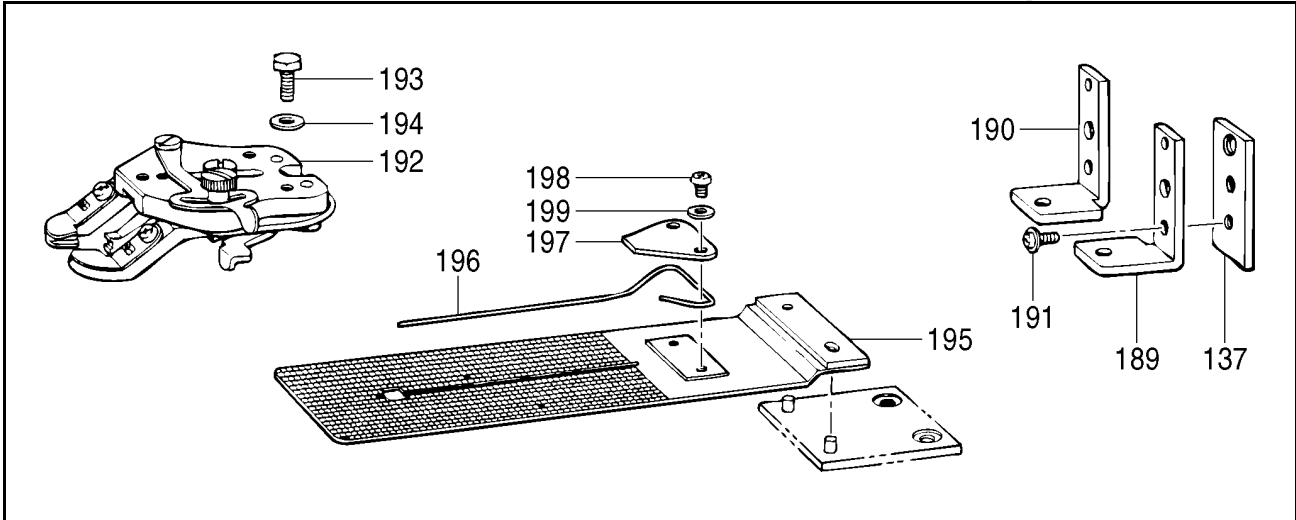
For sewing the bar tack "Triangle"

[Models BAS-311E,311EL]

	Ref. No.	Part name	Part code	Q'ty
	186	Work clamp, R311-009	S23833-001	1
	187	Work clamp, L311-009	S23834-001	1
	188	Feed plate, 311 - 009	S23835-001	1

For attaching the button

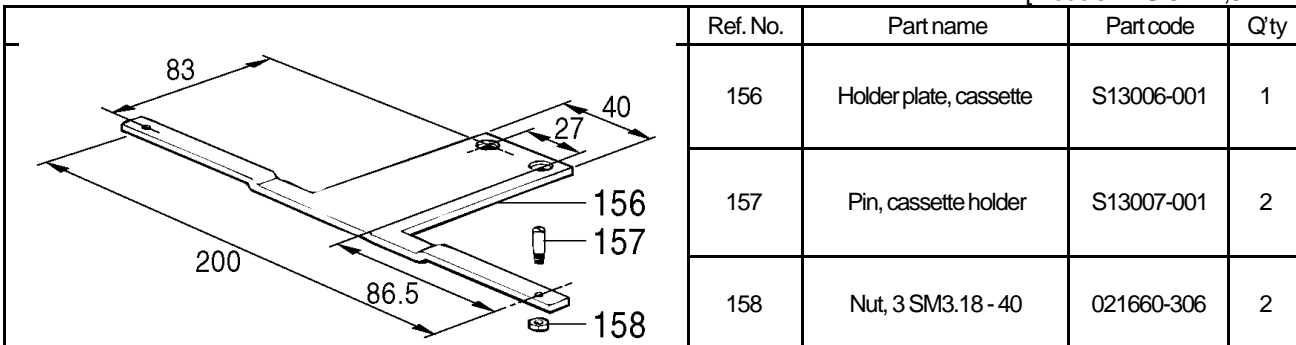
[Models BAS-311E,311EL]



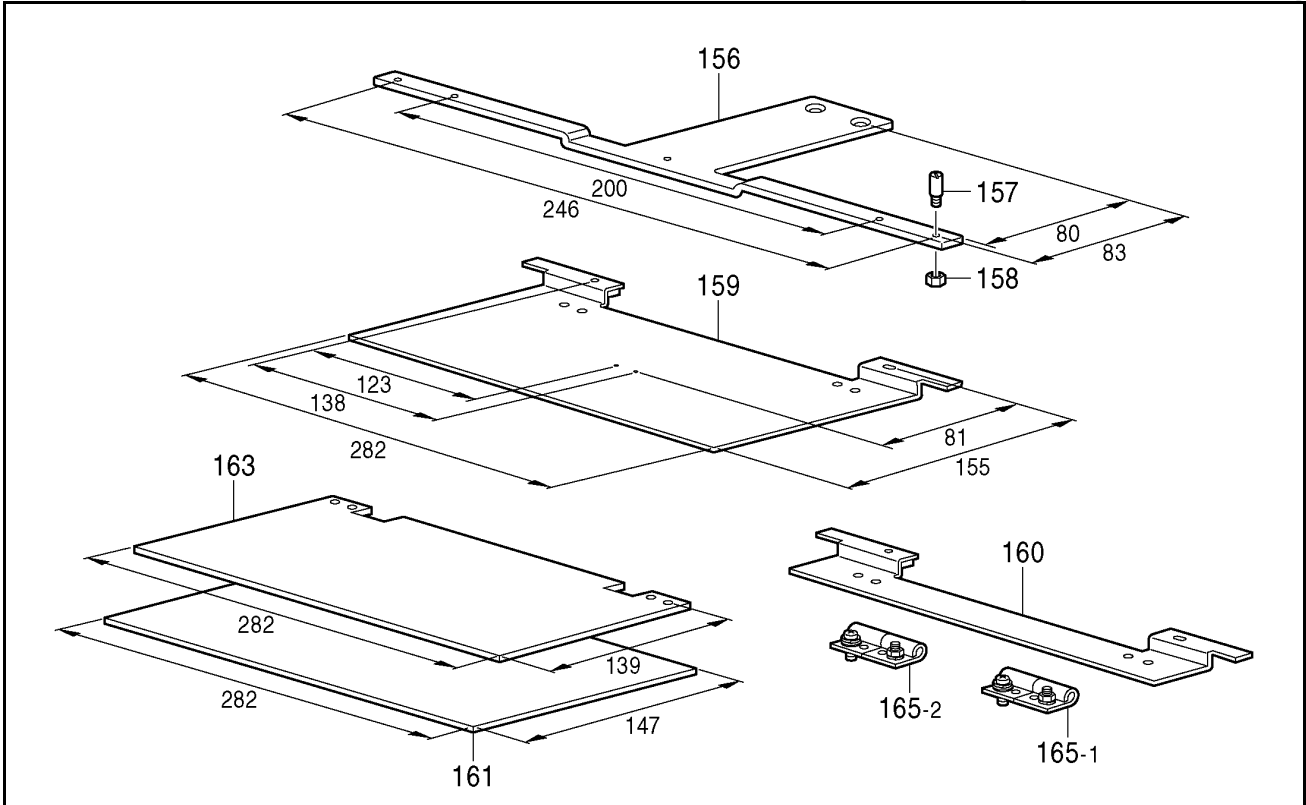
Ref. No.	Partname	Partcode	Q'ty
137	Button clamp holder	S31365-000	2
189	BU work clamp, U - R	S14848-001	1
190	BU work clamp, U - L	S14849-001	1
191	Screw, flange SM4.37	149168-001	2
192	Button clamp assy	S30015-001	1
193	Bolt, SM4.76	117363-001	2
194	Washer, plain M 4.76	025710-232	2
195	OT - feed plate, 7 plain	S14069-001	1
196	Spring, 1.2	153871-001	1
197	Spring	S14073-001	1
198	Screw, pan SM3.57 - 40 x 5	062670-512	2
199	Washer, plain 4	102707-002	2

For one-touch work clamp

[Models BAS-311E,311EL]



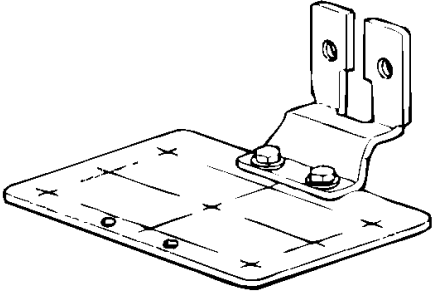
Ref. No.	Part name	Partcode	Q'ty
156	Holder plate, cassette	S13006-001	1
157	Pin, cassette holder	S13007-001	2
158	Nut, 3 SM3.18 - 40	021660-306	2



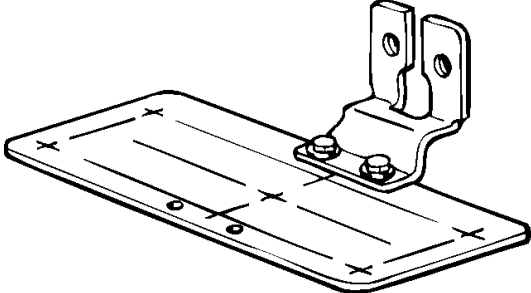
Ref. No.	Part name	Part code	Q'ty
156	Cassette holder plate	S44411-001	1
157	Pin	S13007-001	2
158	Nut, 3 SM3.18 - 40	021660-306	2
159	Cassette plate, D- A 180	S14392-201	1
160	Cassette plate, D- B 180	S14388-101	1
161	< Thick 1.0 mm > Cassette lower plate, D- A 180	S14386-000	1
161	< Thick 2.0 mm > Cassette lower plate, D- B 180	S14387-000	1
163	< Thick 1.0 mm > Cassette plate, U- A 180	S14389-000	1
163	< Thick 2.0 mm > Cassette plate, U- B 180	S14390-000	1
165-1	Hinge assy, R	152632-001	1
165-2	Hinge assy, L	152633-001	1

For gauge parts

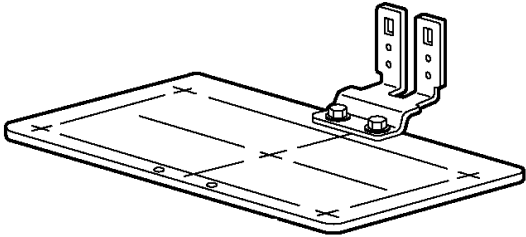
[Models BAS-311E]

	Part name	Part code	Q'ty
	H – position standard plate assy	S42888-001	1

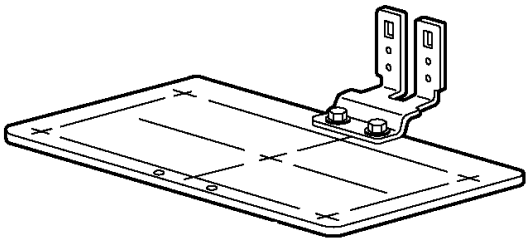
[Models BAS-311EL]

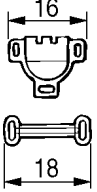
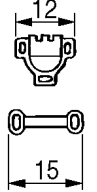
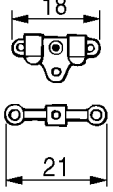
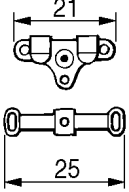
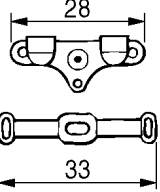

	Part name	Part code	Q'ty
	H – position standard plate assy	S44608-001	1

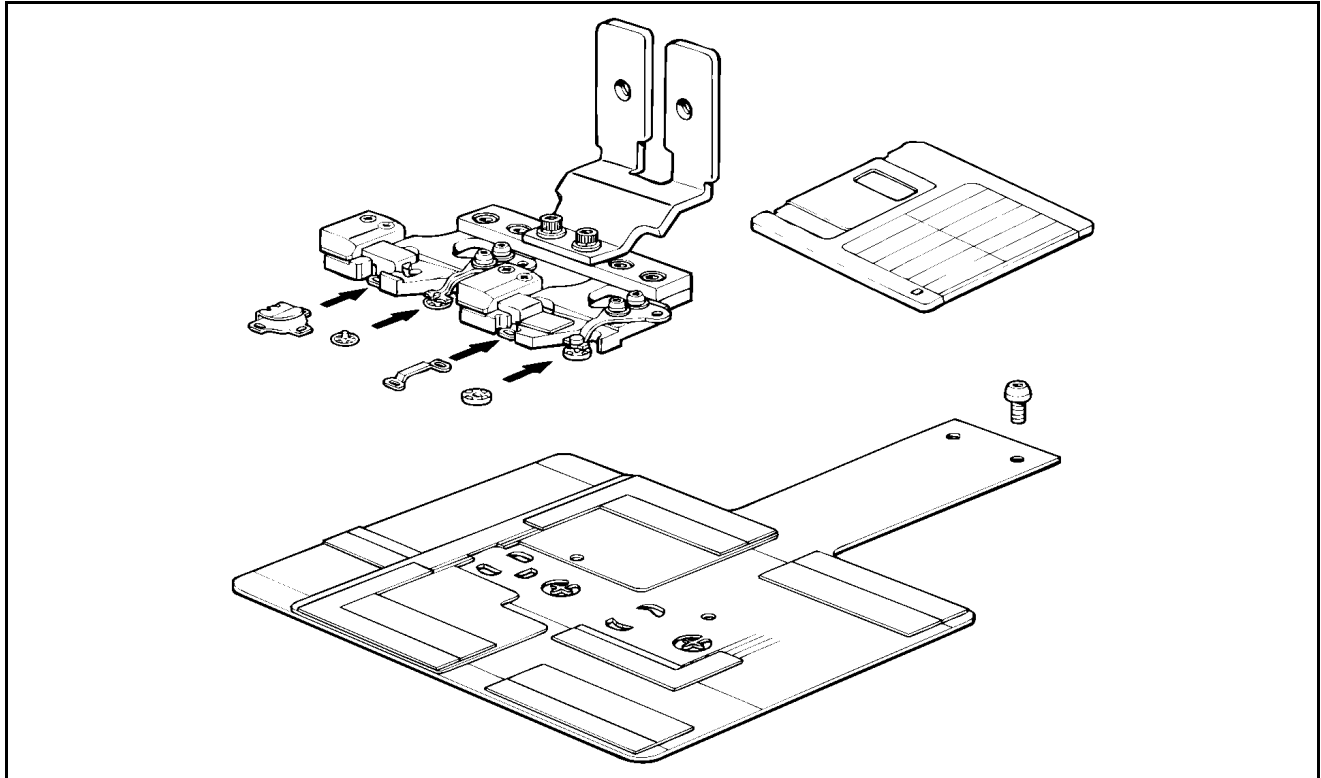
[Models BAS-326E]

	Part name	Part code	Q'ty
	H – position standard plate assy	S44366-001	1

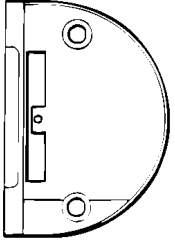
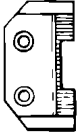
[Models BAS-326EL]

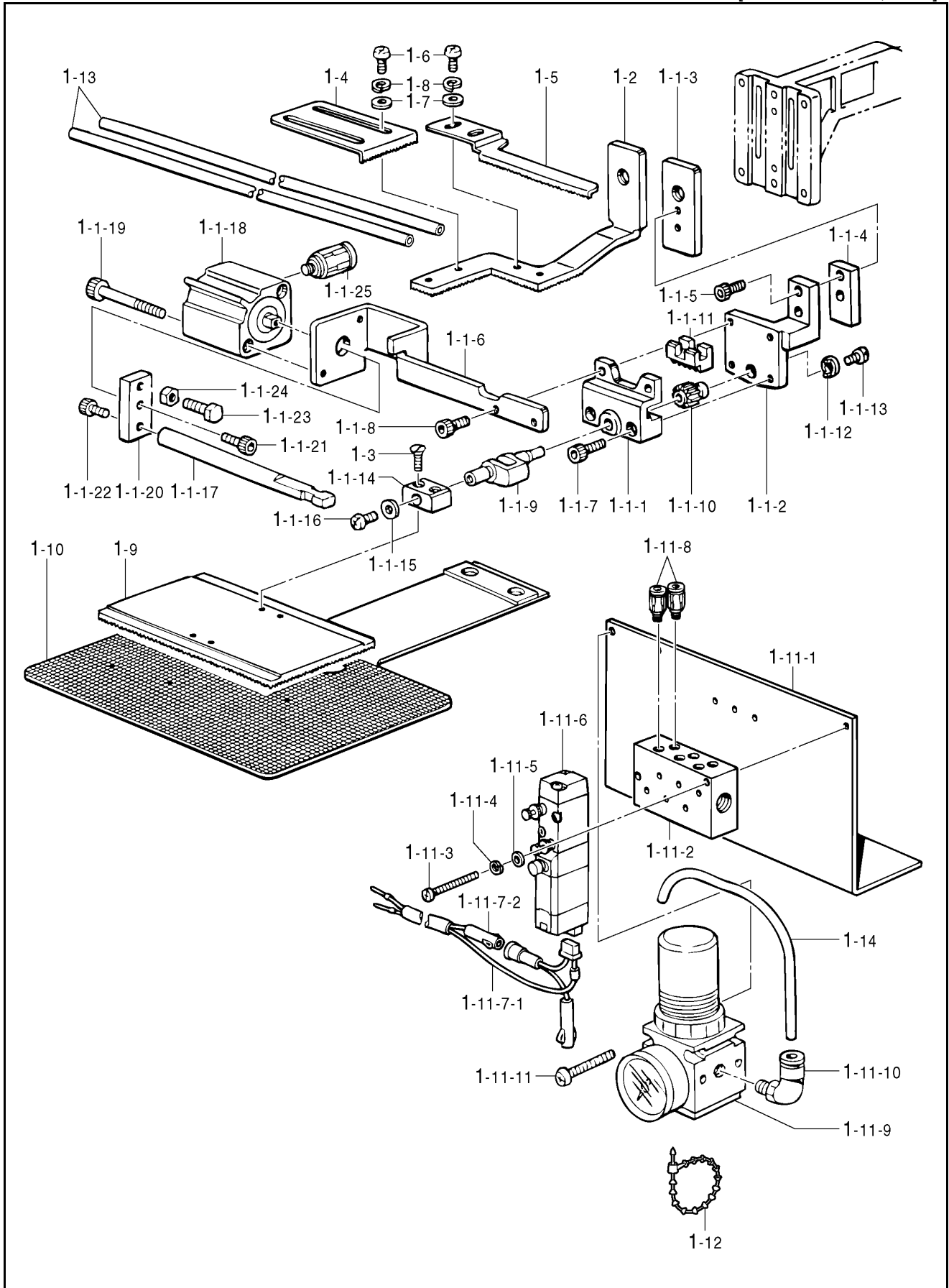
	Part name	Part code	Q'ty
	H – position standard plate assy	S51043-001	1

Part name	311 – S.H device set				
	M - 508K	M - 528K	M - 520K	M - 525K	M - 533K
Part code	S42803-001	S42806-001	S42808-001	S42810-001	S42812-001
Hook size (mm)					
Snap size (mm)	OM Ø7.6, Ø8.6 				



For sewing the belt with hook

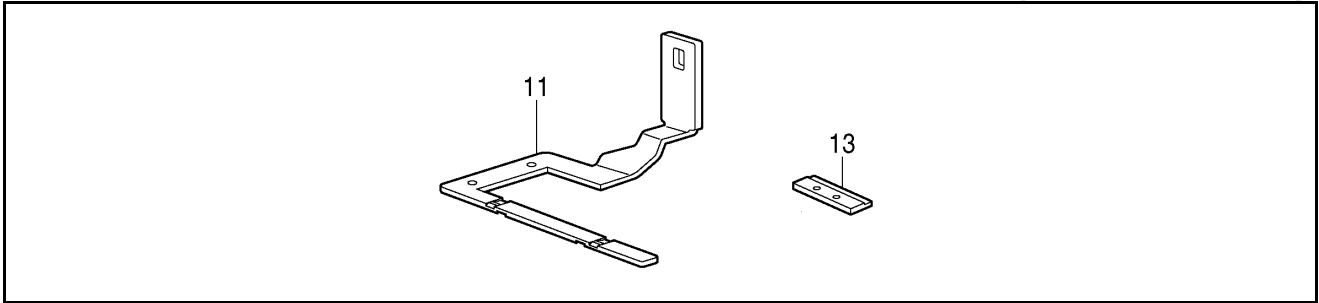
	Part name	Part code	Q'ty
	Needle plate, H	S13099-001	1
	Feed dog, H	S13100-001	1



Inner clamping device

[Models BAS-311E,311EL]

Ref. No.	Part name	Part code	Q'ty
1	Inner clamping device set	S44793-009	1
1-1	Work clamp clank assy, LA	S12633-209	1
1-1-1	Work clamp crank holder, A	S12634-009	1
1-1-2	Work clamp crank holder, B	S12635-009	1
1-1-3	Work clamp crank holder, C	S12636-001	1
1-1-4	Washer, crank holder	S12641-009	1
1-1-5	Bolt, socket SM4.37 – 40 x 12	018681-232	2
1-1-6	Reverse cylinder bracket	S12638-009	1
1-1-7	Bolt, socket M3 x 12	018301-236	2
1-1-8	Bolt, socket M3 x 10	018301-036	2
1-1-9	Work clamp clank, LA	S05665-001	1
1-1-10	Reverse gear	154235-001	1
1-1-11	Reverse rack	154236-001	1
1-1-12	Washer	145087-001	1
1-1-13	Set screw, SM3.18	149831-101	1
1-1-14	Work clamp plate holder, L	154237-001	1
1-1-15	Washer, plain S3.5	025350-132	1
1-1-16	Screw, SM3.57	100242-003	1
1-1-17	Reverse rod	S12637-009	1
1-1-18	Reverse cylinder	S12639-001	1
1-1-19	Bolt, socket M3 x 35	S12642-009	2
1-1-20	Joint	S12640-009	1
1-1-21	Bolt, socket M3 x 8	018300-836	1
1-1-22	Bolt, socket M3 x 8	018300-836	1
1-1-23	Bolt, M5 x 12	017501-216	1
1-1-24	Nut, 2 M5	021500-216	1
1-1-25	Half union, Q4M5	S18415-101	2
1-2	Outer work clamp, 312–1	S12643-001	1
1-3	Screw, flat SM3.18	117291-002	2
1-4	Positioning plate, L	154252-001	1
1-5	Positioning plate, R	154253-001	1
1-6	Screw, pan SM3.57 – 40 x 5	062670-512	4
1-7	Washer, plain L3.5	025350-332	4
1-8	Washer, spring 2–3.5	028350-242	4
1-9	Work clamp plate blank, A	154256-101	1
1-10	Feed plate blank, 312– 1	S12645-001	1
1-11	Inner clamp valve assy, 3	S44745-009	1
1-11-1	Valve setting plate, 4– 5H	S31570-209	1
1-11-2	Air manifold, 3	S44748-001	1
1-11-3	Screw, pan M3 x 25	062302-505	2
1-11-4	Washer, spring 2–3	028030-242	2
1-11-5	Washer, plain M3	025030-232	2
1-11-6	Solenoid valve	S43683-001	1
1-11-7	Valve harness, x 1	S43696-000	1
1-11-7-1	Valve harness	S44746-000	1
1-11-7-2	Valve harness, 24 V	S44750-000	1
1-11-8	Half union, Q4M5	S18415-101	2
1-11-9	Regulator assy	S45252-000	1
1-11-10	Joint, 3109-4-10	S45254-000	2
1-11-11	Screw, pan M4 x 40	062404-005	2
1-12	Bead band	340400-001	2
1-13	Airtube, 4L = 1300	S03803-000	2
1-14	Airtube, 4L = 300	S28741-000	1

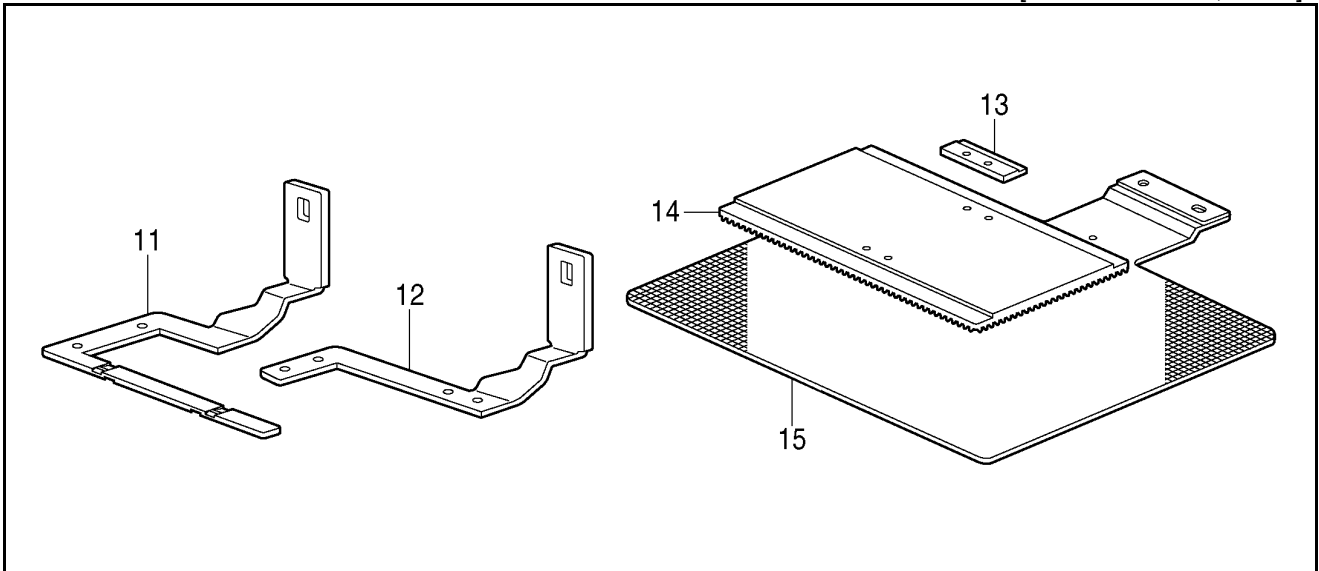


Ref. No.	Part name	Part code	Q'ty
11	Outer work clamp foot, 312-2	S12644-001	1
13	Inner clamp, LL	S10542-001	1

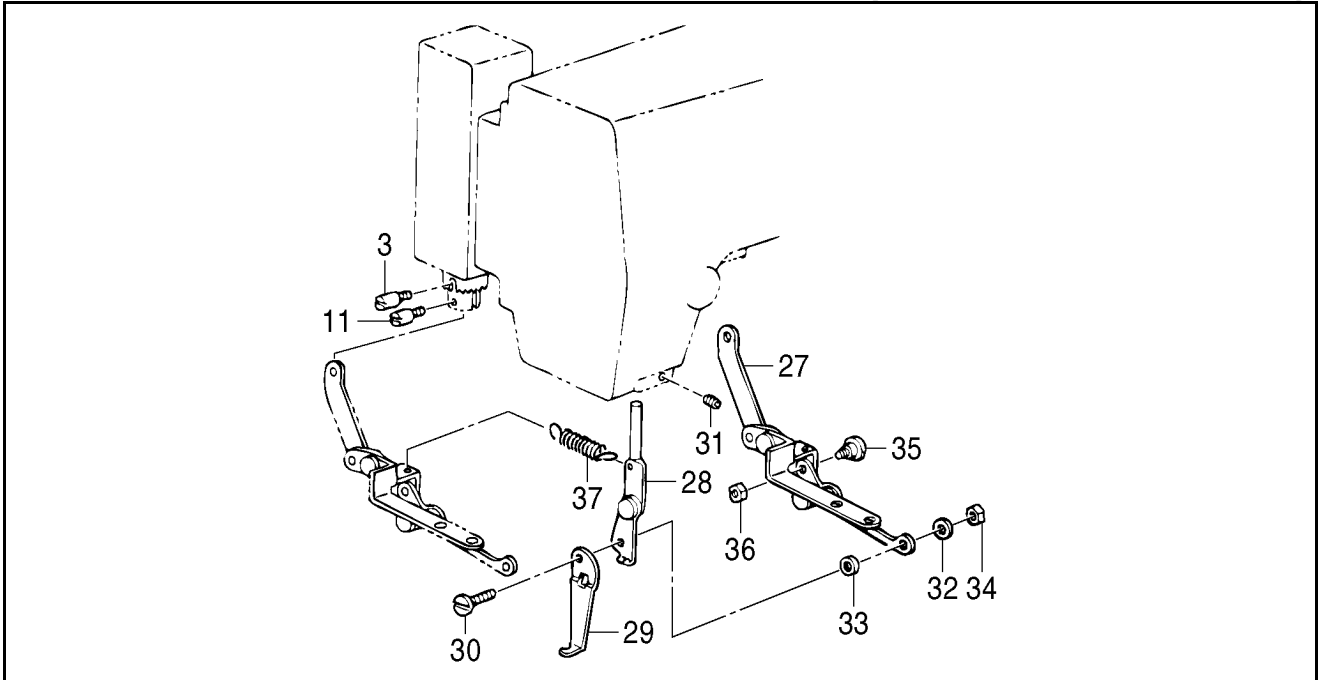
Inner clamping device

[Models BAS-326E, 326EL]

Ref. No.	Part name	Part code	Q'ty
1	Inner clamping device set (For 326E)	S44419-009	1
1	Inner clamping device set (For 326EL)	S51073-009	1
1-1	Work clamp clank assy, LA	S44420-009	1
1-1-1	Work clamp crank holder, A	S12634-009	1
1-1-2	Work clamp crank holder, B	S12635-009	1
1-1-3	Work clamp crank holder, C	S44421-001	1
1-1-4	Washer, crank holder	S44422-001	1
1-1-5	Bolt, socket SM4.37 x 18	150382-001	2
1-1-6	Reverse cylinder bracket	S12638-009	1
1-1-7	Bolt, socket M3 x 12	018301-236	2
1-1-8	Bolt, socket M3 x 10	018301-036	2
1-1-9	Work clamp clank, LA	S05665-001	1
1-1-10	Reverse gear	154235-001	1
1-1-11	Reverse rack	154236-001	1
1-1-12	Washer	145087-001	1
1-1-13	Set screw, SM3.18	149831-101	1
1-1-14	Work clamp plate holder, L	154237-001	1
1-1-15	Washer, plain S3.5	025350-132	1
1-1-16	Screw, SM3.57	100242-003	1
1-1-17	Reverse rod	S12637-009	1
1-1-18	Reverse cylinder	S12639-001	1
1-1-19	Bolt, socket M3 x 35	S12642-009	2
1-1-20	Joint	S12640-009	1
1-1-21	Bolt, socket M3 x 8	018300-836	1
1-1-22	Bolt, socket M3 x 8	018300-836	1
1-1-23	Bolt, M5 x 12	017501-216	1
1-1-24	Nut, 2 M5	021500-216	1
1-1-25	Half union, Q4M5	S18415-101	2
1-1-26	Spacer, crank holder	S44424-001	1
1-2	Outer work clamp, 326E – 1	S44425-001	1
1-3	Screw, flat SM3.18	117291-002	2
1-4	Positioning plate, L	154252-001	1
1-5	Positioning plate, R	154253-001	1
1-6	Screw, pan SM3.57 – 40 x 5	062670-512	4
1-7	Washer, plain L3.5	025350-332	4
1-8	Washer, spring 2 – 3.5	028350-242	4
1-9	Work clamp plate blank, A	154256-101	1
1-10	Feed plate blank, H (For 326E)	S44429-001	1
1-10	Feed plate blank, H (For 326EL)	S51075-001	1
1-11	Inner clamp valve assy, 3	S44745-009	1
1-11-1	Valve setting plate, 4 – 5H	S31570-209	1
1-11-2	Air manifold, 3	S44748-001	1
1-11-3	Screw, pan M3 x 25	062302-505	2
1-11-4	Washer, spring 2 – 3	028030-242	2
1-11-5	Washer, plain M3	025030-232	2
1-11-6	Solenoid valve	S43683-001	1
1-11-7	Valve harness, x 1	S43696-000	1
1-11-7-1	Valve harness	S44746-000	1
1-11-7-2	Valve harness, 24 V	S44750-000	1
1-11-8	Half union, Q4M5	S18415-101	2
1-11-9	Regulator assy	S45252-000	1
1-11-9-1	Regulator	S45253-000	1
1-11-9-2	Joint, 3109-4-10	S45254-000	2
1-11-10	Screw, pan M4 x 40	062404-005	2
1-12	Bead band	340400-001	2
1-13	Air tube, 4L = 1300	S03803-000	2
1-14	Air tube, 4L = 300	S28741-000	1

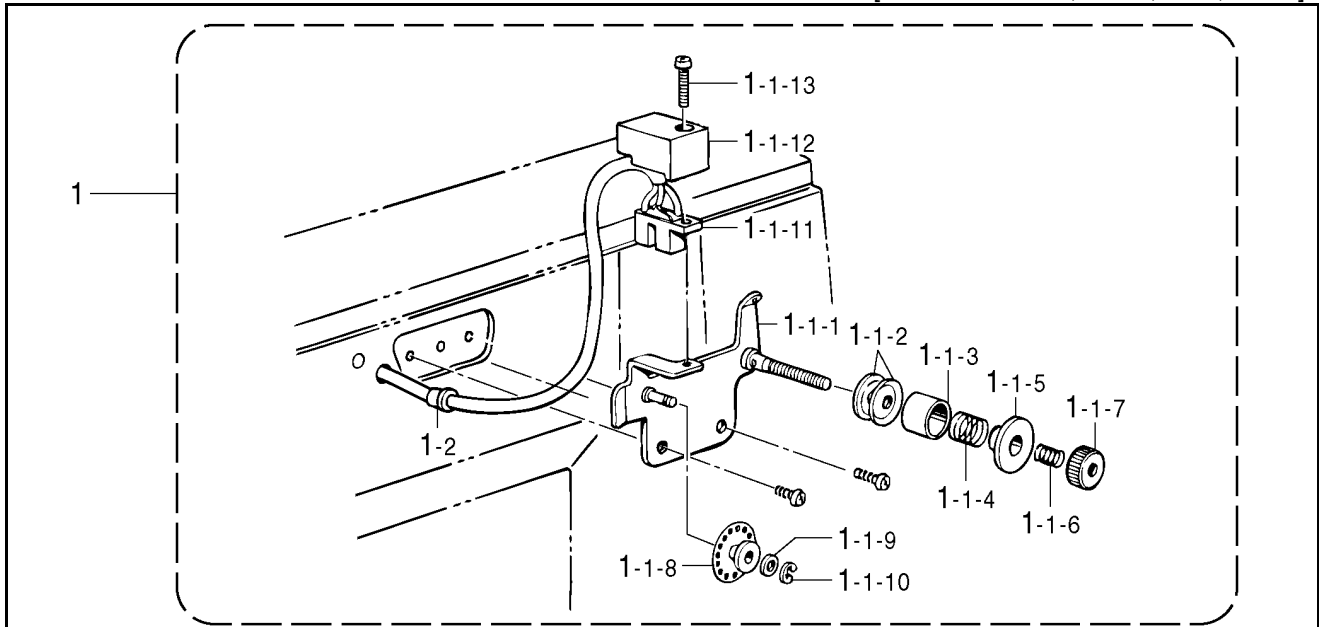


Ref. No.	Part name	Part code	Q'ty
11	Outer work clamp, 326E - 2	S44426-001	1
12	Outer work clamp, 326E - 3 (For 326E)	S44427-001	1
12	Outer work clamp, 326L - 3 (For 326EL)	S51076-001	1
13	Inner clamp, LL	S10542-001	1
14	Work clamp blank, A 326E (For 326E)	S44428-001	1
14	Work clamp blank, A 326L (For 326EL)	S51077-001	1
15	OT - feed plate blank, H (For 326E)	S44430-001	1
15	OT - feed plate blank, L (For 326EL)	S51078-001	1

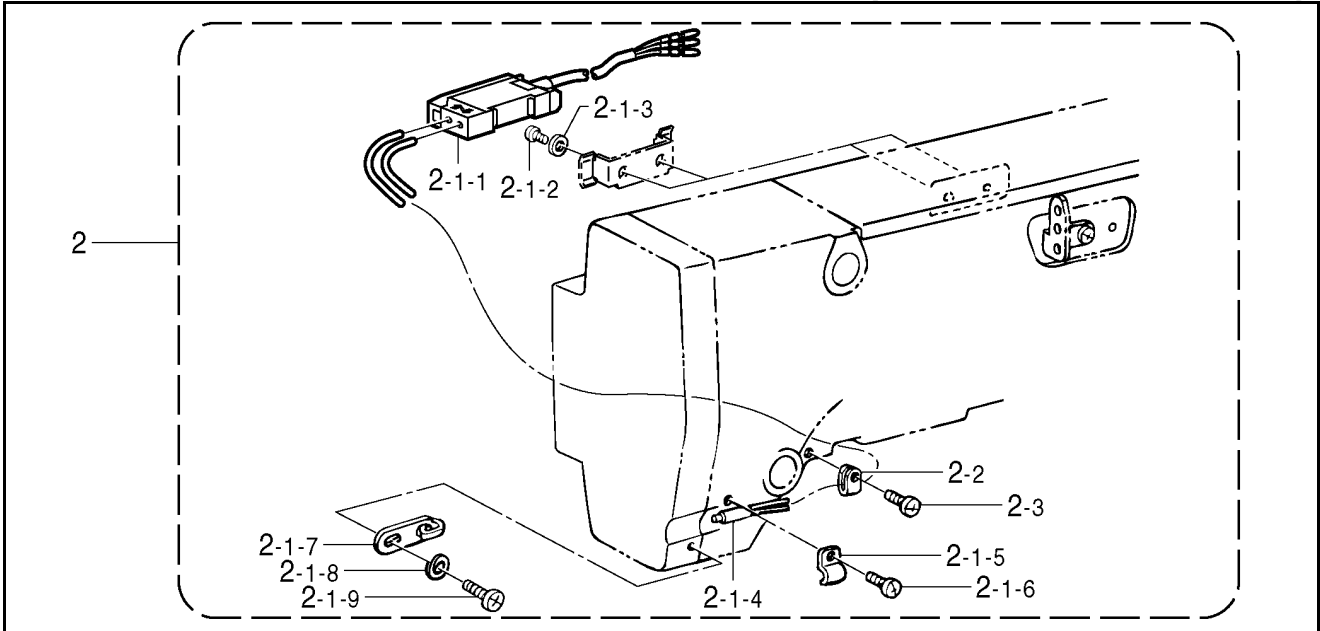


Ref. No.	Partname	Partcode	Q'ty
3	Plunger pin	S25456-001	1
11	Plunger pin	S25456-001	1
27	Thread wiper assy, side	S42859-001	1
28	Wiper arm assy	S42864-101	1
29	Thread wiper, A	156206-001	1
30	Screw, SM3.57 x 10	S13385-001	1
31	Set screw, socket (CP) SM4.76	014710-522	1
32	Washer	S21875-001	1
33	Collar	S12668-001	1
34	Nut, 2 SM3.57	021670-202	1
35	Shoulder screw, SM3.18	100659-001	1
36	Nut, 1 SM3.18	021660-102	1
37	Spring	159111-001	1

	Ref. No.	Partname	Partcode	Q'ty
	64-9	Presser foot, XY	S42849-001	1
	70	Presser bar, side	S42880-051	1

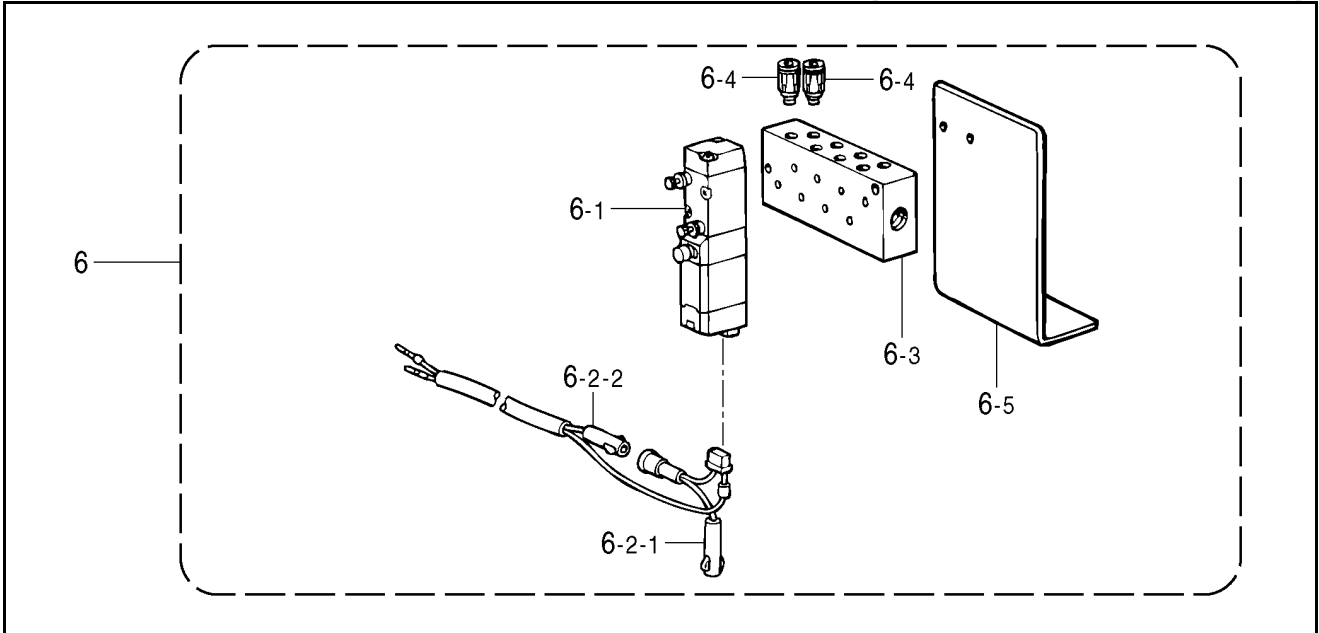


Ref. No.	Partname	Part code	Q'ty
1	TR. breakage detector set, R	S43833-109	1
1-1	TR. breakage detector assy, R	S43834-109	1
1-1-1	Detector bracket assy	S18032-001	1
1-1-2	Disc, thread guide	144504-001	2
1-1-3	Disc, thread guide	146206-009	1
1-1-4	Pre-tension spring	146058-001	1
1-1-5	Pre-tension nut	146059-001	1
1-1-6	Spring	146060-000	1
1-1-7	Tension nut	155510-001	1
1-1-8	Pulley, A	157255-100	1
1-1-9	Washer, plain S3	025030-135	1
1-1-10	Retaining ring, E2	048020-342	1
1-1-11	Sensor assy	S43835-100	1
1-1-12	Sensor cover	S18037-009	1
1-1-13	Screw, pan M3 x 16	062301-616	1
1-2	Cord bush	146080-000	1

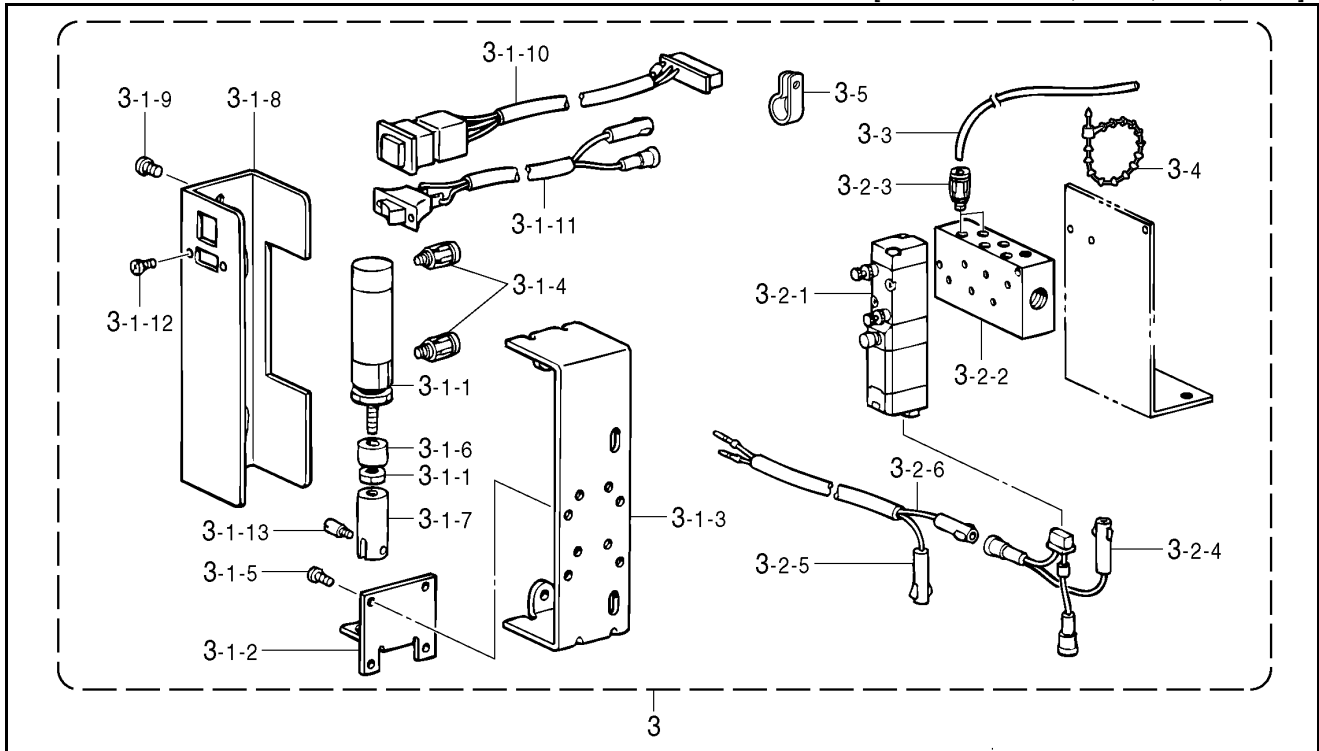


Ref. No.	Part name	Part code	Q'ty
2	TR. breakage detector set, F	S43836-301	1
2-1	TR. breakage detector assy, F	S43977-201	1
2-1-1	Amplifier unit	S43279-200	1
2-1-2	Screw, pan M3 x 6	062300-612	2
2-1-3	Washer, plain M3	025030-232	2
2-1-4	Fiber unit, N	S29468-100	1
2-1-5	Sensor setting plate	S11884-001	1
2-1-6	Screw, pan M3 x 6	062300-612	1
*2-1-7	Thread guide, face plate	S02617-001	1
*2-1-8	Washer, spring 2-3.5	028350-242	1
*2-1-9	Screw, bind SM3.57-40 x 6	060670-612	1
*2-2	Cord holder, NK-2N	625010-000	1
*2-3	Screw, bind SM3.57-40 x 6	060670-612	1

The part indicated with * is for BAS-311E & 311EL.

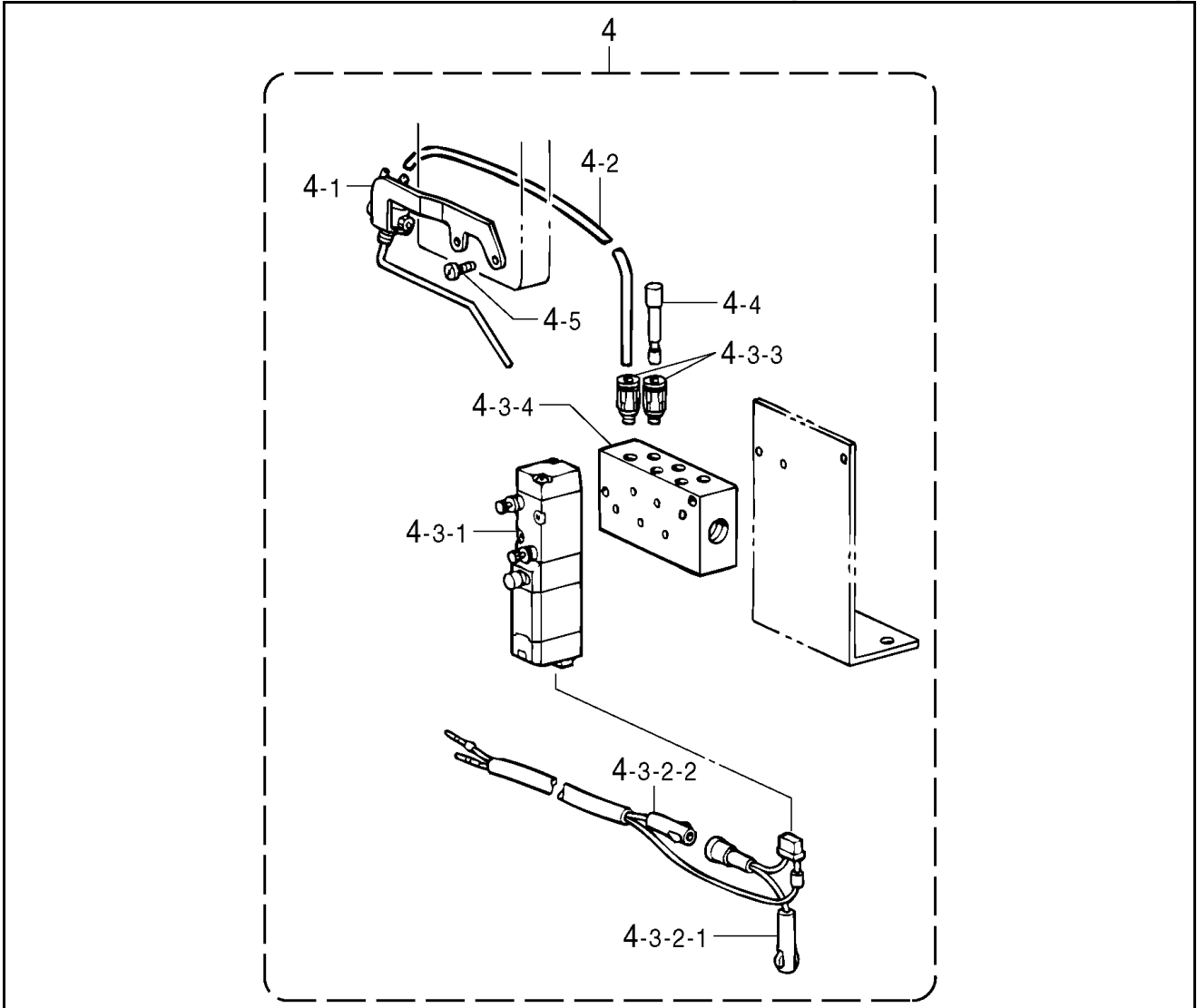


Ref. No.	Part name	Part code	Q'ty
6	Solenoid valve assy, OP4	S43847-101	1
6-1	Solenoid valve	S43683-001	1
6-2	Valve harness, x 1	S43696-000	1
6-2-1	Valve harness	S44746-000	1
6-2-2	Valve harness, 24V	S44750-000	1
6-3	Air manifold, 4	S44749-001	1
6-4	Half union, Q4M5	S18415-101	2
6-5	Setting plate, 4-5 valve	S31554-009	1



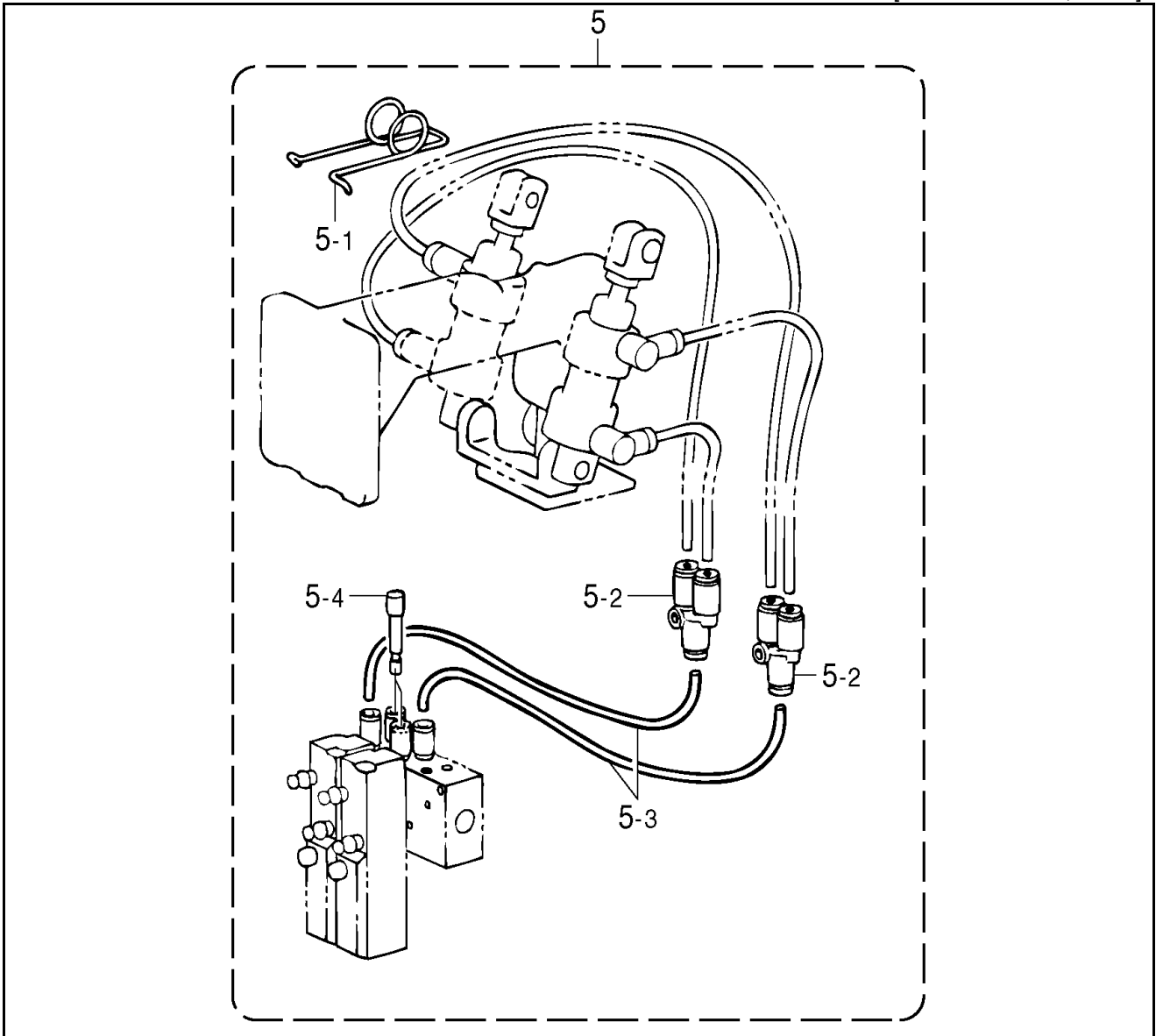
Ref. No.	Part name	Part code	Qty
3	TR. wiper set, pneumatic type	S43841-009	1
3-1	TR. wiper assy, pneumatic type	S43842-009	1
3-1-1	Air cylinder	S17942-000	1
3-1-2	Cylinder support plate	S31777-001	1
3-1-3	Setting plate, solenoid	S10214-109	1
3-1-4	Half union, Q4M5	S18415-101	2
3-1-5	Screw, pan SM3.57-40 x 6	062670-612	4
3-1-6	Stopper, cylinder	S31778-000	1
3-1-7	Joint, cylinder	S31779-001	1
3-1-8	Cylinder cover	S31776-109	1
3-1-9	Screw, pan SM4.37-40 x 5	062680-512	2
3-1-10	EM-switch assy	S43203-000	1
3-1-11	Thread wiper switch assy	S43843-009	1
3-1-12	Screw, pan M3 x 6	062300-612	2
3-1-13	Plunger pin	S02680-001	1
3-2	AW-solenoid valve assy, 3	S43844-001	1
3-2-1	Solenoid valve	S43683-001	1
3-2-2	Air manifold, 3	S44748-001	1
3-2-3	Half union, Q4M5	S18415-101	2
3-2-4	AW-valve harness, A	S44759-000	1
3-2-5	AW-valve harness, B	S44760-000	1
3-2-6	Valve harness, 24V	S44750-000	1
3-3	Airtube, 4L = 1900	S15031-008	2
3-4	Bead band	340400-001	7
3-5	Cord holder, 7N	149287-000	4

From the library of: Diamond Needle Corp

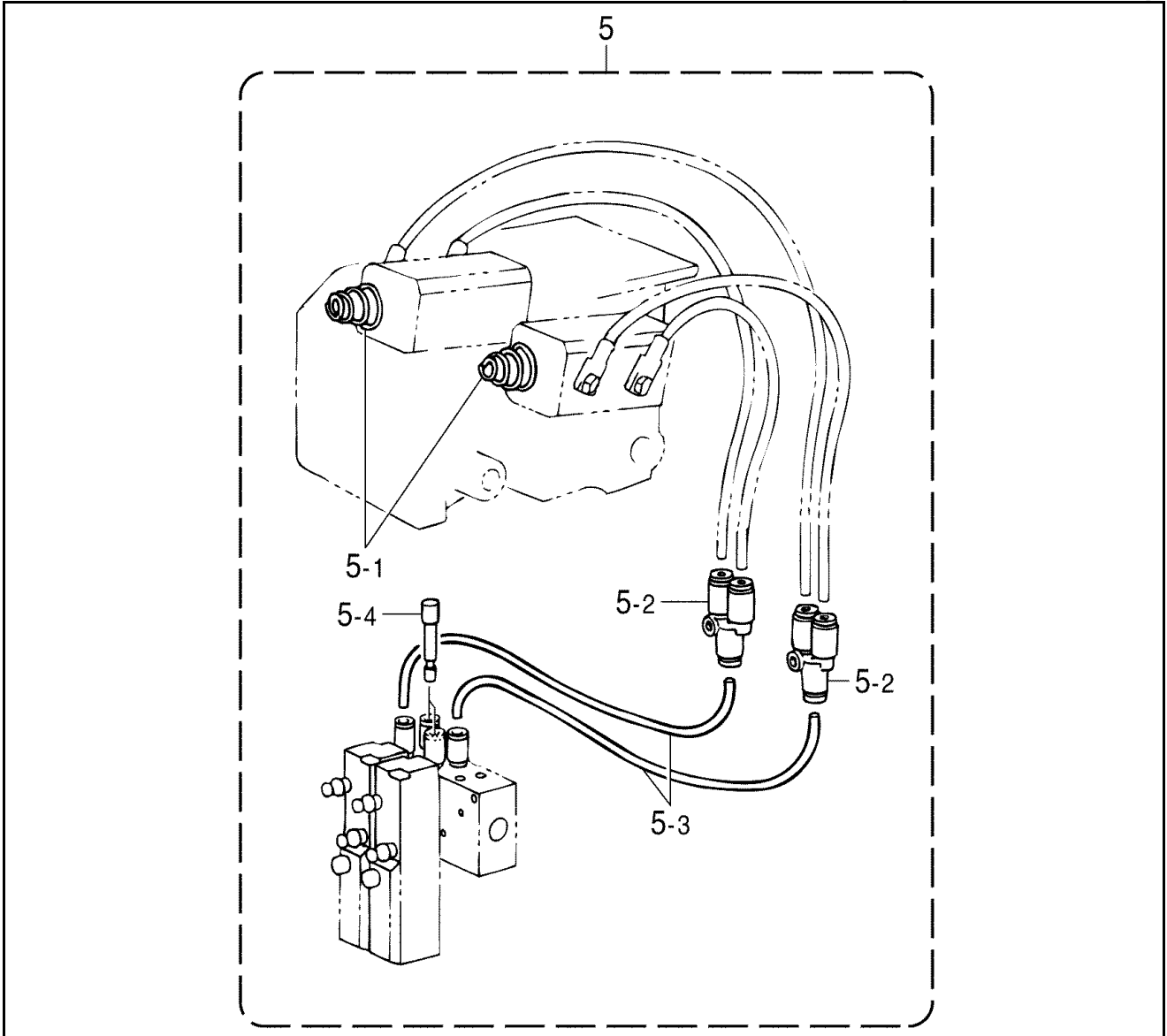


Ref. No.	Part name	Part code	Q'ty
4	Needle cooler set	S43846-009	1
4-1	Needle blower	S18027-101	1
4-4-2	Air tube, 4L=1900	S15031-008	1
4-3	Solenoid valve assy, OP3	S43839-008	1
4-3-1	Solenoid valve	S43683-001	1
4-3-2	Valve harness, x 1	S43696-000	1
4-3-2-1	Valve harness	S44746-000	1
4-3-2-2	Valve harness, 24V	S44750-000	1
4-3-3	Air manifold, 3	S44748-001	1
4-3-4	Half union, Q4M5	S18415-101	2
4-4	Plug, 4	S04897-000	1
4-5	Screw, pan SM3.57-40 x 8	062670-812	2

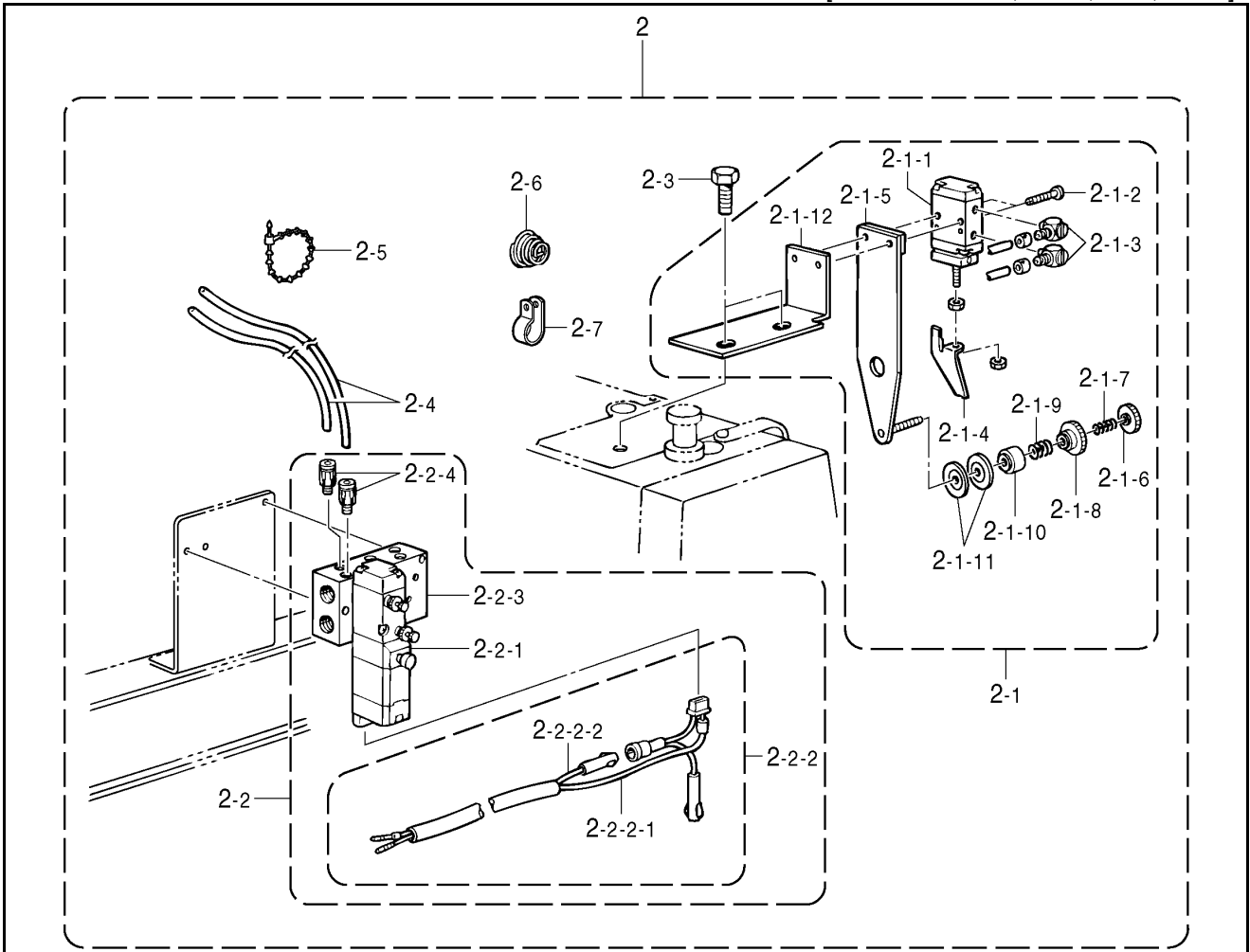
From the library of: Diamond Needle Corp



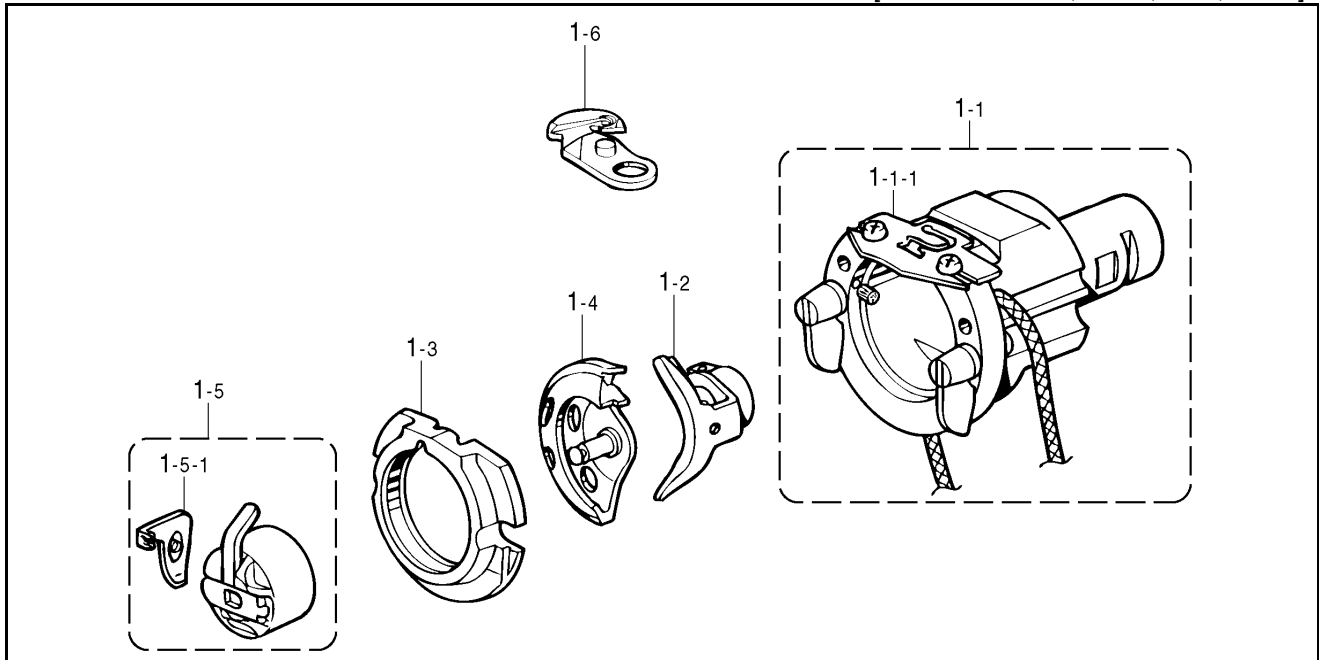
Ref. No.	Part name	Part code	Qty
5	Soft work clamp set	S43979-001	1
5-1	Spring	S43980-001	1
5-2	Union, Y4	S12104-000	2
5-3	Air tube, S-C (L=200)	S08140-000	2
5-4	Plug, 4	S04897-000	2



Ref. No.	Part name	Part code	Qty
5	Soft work clamp set	S44450-001	1
5-1	Spring	S44412-001	2
5-2	Union, Y4	S12104-000	2
5-3	Airtube, S-C (L=200)	S08140-000	2
5-4	Plug, 4	S04897-000	2



Ref. No.	Part name	Part code	Qty
2	2-step thread tension device set, 1	S43837-001	1
2-1	2-step thread tension assy	S43838-001	1
2-1-1	Air cylinder, 10 x 10	S34706-000	1
2-1-2	Bolt, socket M3 x 20	018302-032	2
2-1-3	Tube elbow, M-5HL-4	S12150-000	2
2-1-4	Countersink claw	S34533-001	1
2-1-5	Sub tension bracket assy	S34534-001	1
2-1-6	Tension nut	155510-001	1
2-1-7	Spring	146060-000	1
2-1-8	Pre-tension nut	146059-001	1
2-1-9	Pre-tension spring	146058-001	1
2-1-10	Disc presser, thread guide	146206-009	1
2-1-11	Disc, thread guide	144504-001	2
2-1-12	Cylinder setting bracket	S34536-001	1
2-2	Solenoid valve assy, OP3	S43839-005	1
2-2-1	Solenoid valve	S43683-001	1
2-2-2	Valve harness, x 1	S43696-000	1
2-2-2-1	Valve harness	S44746-000	1
2-2-2-2	Valve harness, 24V	S44750-000	1
2-2-3	Air manifold, 3	S44748-001	1
2-2-4	Half union, Q4M5	S18415-101	2
2-3	Bolt, SM7.94 x 18	017821-813	2
2-4	Airtube, 4L=1900	S15031-008	2
2-5	Bead band	340400-001	5
2-6	Spring, tension	104525-001	1
2-7	Cord holder, 7N	149287-000	3



Ref. No.	Part name	Part code	Qty
1	Wide perfect stitch set, 300E	S44795-001	1
1-1	Shuttle race base assy, WP	S40837-001	1
1-1-1	Shuttle race thread guide, WP	S40839-001	1
1-2	Driver, WP	S40840-001	1
1-3	Shuttle race body, WP	S40841-101	1
1-4	Shuttle hook box assy, WP	S40842-991	1
1-5	Bobbin case assy, WP	S40843-001	1
1-5-1	Tension spring, WP	S40845-001	1
1-6	Movable knife assy, WP	S40846-001	1